


☼ 供应商：2066, 2558

☼ Supplier: 2066, 2558

CP、CPT系列船用喷射泵

CP、CPT Series Marine Injection Water Pumps



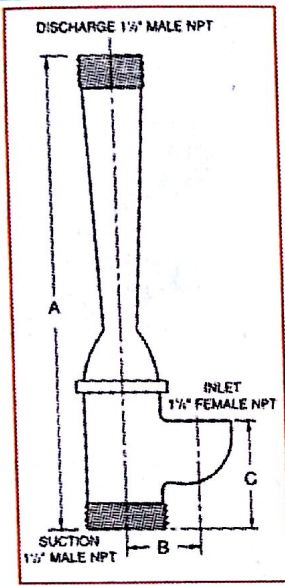
流量 Flow Rate(m <sup>3</sup> /h)	扬程 Lift(m)	吸度 Suction-Height(m)	工作压力 Working Pressure(MPa)
5 ~ 200	5 ~ 20	2 ~ 6	0.2 ~ 1.0

### CPJ系列船用喷射泵 CPJ Series Marine Injection Water Pumps

流量 Flow Rate(m <sup>3</sup> /h)	扬程 Lift(m)	吸入高度 Suction-Height(m)	工作压力 Working Pressure(MPa)
0 ~ 320	5 ~ 30	3 ~ 9	0.4 ~ 1.4
0 ~ 600	5 ~ 30	1 ~ 7	0.1 ~ 0.6

- ⚓ Notes: 1.Application: This injection water pump is used for drainage  
2. Certificate ABS, CCS, DNV, GL, LR, ZY.

# 300-1 1/2" 喷射泵 Eductor



吸量 Suction Capacity (m <sup>3</sup> /h)	3-8
压力 Pressure (bar)	3-9
流量 Flow Rate (m <sup>3</sup> /h)	2-3
吸高 Suction Lift(m)	0-6
扬程 Lift (m)	6-21
入口/吸口 Inlet/Suction (mm)	38
排出口 Outlet (mm)	38
A × B × C(mm)	368 × 63 × 92
重量 Weight (kg)	3.6

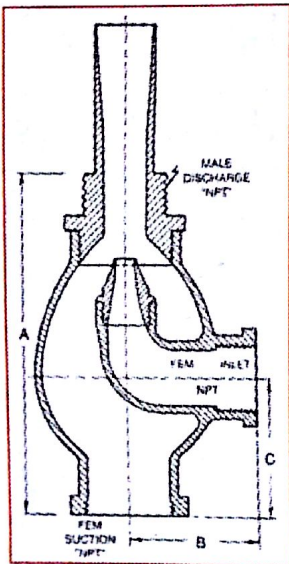
⚓ Notes: Available with NPT or BSP threads.

**Code: I45002**

☼ 供应商: 3306

☼ Supplier: 3306

# 喷射泵 Eductor

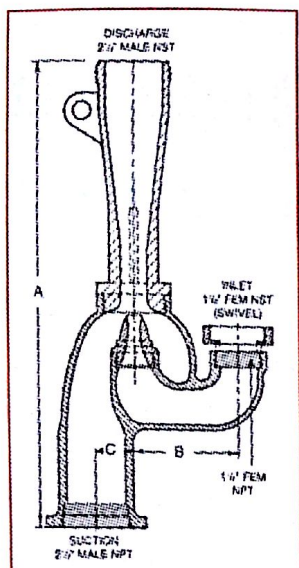


型号 Type	1316-1"	250-2"	250-2" L
抽吸量 Suction Capacity (m <sup>3</sup> /h)	2-3	10-18	10-22
压力 Pressure (bar)	3-9	3-9	3-9
流量 Flow Rate (m <sup>3</sup> /h)	2-3	13-21	15-22
吸高 Suction Lift(m)	0-6	0-6	0-6
扬程 Lift (m)	6-21	6-24	6-30
入口/吸口 Inlet/Suction (mm)	19/25	38/51	38/51
排出口 Outlet(mm)	25	51	51
A × B × C(mm)	127 × 55 × 55	229 × 92 × 92	229 × 92 × 92
重量 Weight (kg)	1.4	6	8

⚓ Notes: 1. Available with NPT or BSP threads. 2. Material: Body—Bronze; Nozzle—Monel or stainless Steel.



1544-2 1/2" 喷射泵 Eductor



吸量 Suction Capacity (m <sup>3</sup> /h)	18-27
压力 Pressure (bar)	3-10
流量 Flow Rate (m <sup>3</sup> /h)	16-27
吸高 Suction Lift(m)	0-6
扬程 Lift (m)	6-24
入口 Inlet (mm)	38
吸口 Suction (mm)	63
排出口 Outlet(mm)	63
A (mm)	489
B (mm)	114
C (mm)	44
重量 Weight (kg)	11

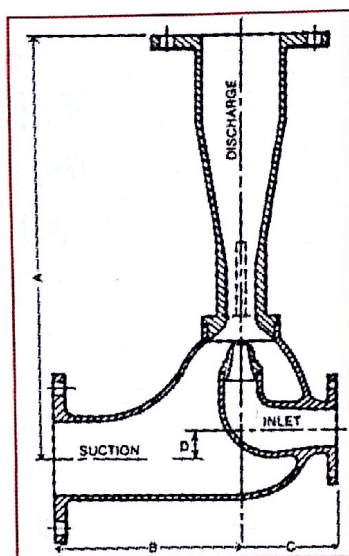
⚓ Notes: 1. Available with NPT or other threads. 2. Material: Body—Bronze, Aluminum or Stainless steel; Nozzle—Monel or Stainless Steel; Strainer—Bronze, Aluminum or Stainless Steel.

➡ Code: 145004

⊗ 供应商: 3306

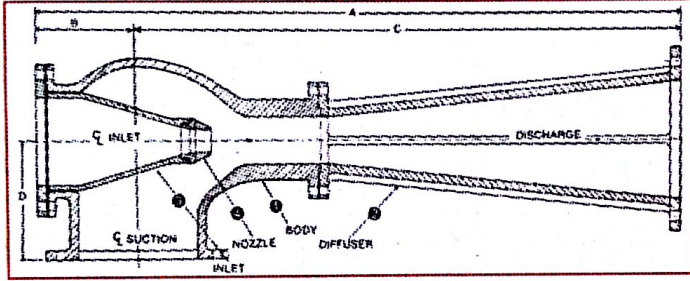
⊗ Supplier: 3306

1568 喷射泵 Eductor



型号 Type	1568-1"	1568-1 1/2"	1568-2"	1568-3"
吸量 Suction Capacity (m <sup>3</sup> /h)	1-3	3-8	9-14	16-48
压力 Pressure (bar)	3-10	3-10	3-10	3-10
流量 Flow Rate (m <sup>3</sup> /h)	1-3	5-8	11-16	25-39
吸高 Suction Lift(m)	0-6	0-6	0-6	0-6
扬程 Lift (m)	0-27	0-27	0-31	0-35
吸口/排出口 Suction & Outlet(mm)	25	38	51	76
入口 Inlet (mm)	19	25	32	51
A (mm)	140	197	254	375
B (mm)	89	114	152	203
C (mm)	57	63.5	76	100
D (mm)	12.7	19	25.4	32
重量 Weight (kg)	2.7	7	9.5	23

⚓ Notes: 1. Material: Bronze with Monel Nozzle; 2. Flanges: All Flanges 150 LB ANSI B16.24.



Code: 145007

☼ 供应商: 3306

☼ Supplier: 3306

### 喷射泵SP Eductor

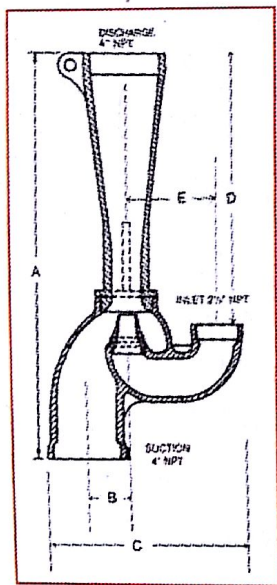
型号Type	1802-4"	1802-4" SP	1802-8"	1802-8" X
吸量Suction Capacity (m <sup>3</sup> /h)	34-57	45-100	125-250	125-340
压力 Pressure (bar)	3-10	3-10	7-12	7-12
流量Flow Rate (m <sup>3</sup> /h)	23-57	68-113	125-205	125-205
吸高Suction Lift(m)	0-6	0-6	0-6	0-6
扬程Lift (m)	0-30	0-36	0-30	0-30
入口Inlet (mm)	63	63	150	150
吸口/排出口Suction & Outlet(mm)	100	100	200	200
A (mm)	584	711	1067	1384
B (mm)	127	127	178	178
C (mm)	457	584	889	1200
D (mm)	140	140	203	203
重量Weight (kg)	32	43	130	147

↓ Notes: 1. Material: Body & Diffuser--Bronze ASTM B 62; Nozzle--Monel.; 2. Flanges: 150

LB ANSI B16.24 Flat Face.

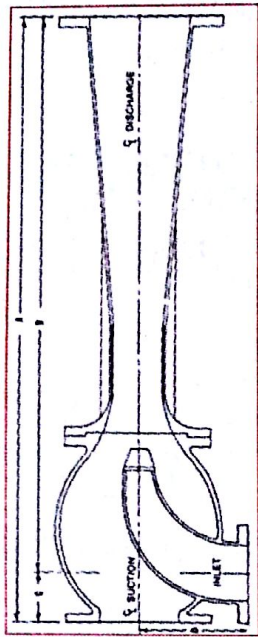


# 1554-4" 喷射泵 Eductor



吸量 Suction Capacity (m <sup>3</sup> /h)	40-80
压力 Pressure (bar)	3-10
流量 Flow Rate (m <sup>3</sup> /h)	32-50
吸高 Suction Lift(m)	0-6
扬程 Lift (m)	6-18
入口 Inlet (mm)	63
吸口/排出口 Suction & Outlet(mm)	100
A (mm)	660
A (mm)	70
B (mm)	333
C (mm)	429
E (mm)	155

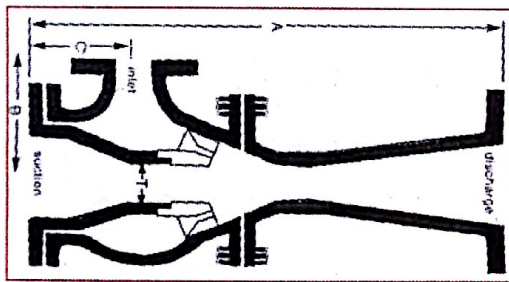
⚓ Notes: 1. Available with NPT or BSP threads. 2. Material: Body—Bronze, Aluminum or Stainless steel; Nozzle—Monel or Stainless Steel; Strainer—Bronze, Aluminum or Stainless Steel.



型号 Type	1903-6"	1903-18"
吸量 Suction Capacity (m³/h)	91-136	681-1362
压力 Pressure (bar)	3-10	7-14
流量 Flow Rate (m³/h)	68-125	681-1250
吸高 Suction Lift (m)	0-6	0-6
扬程 Lift (m)	0-30	0-33
入口 Inlet (mm)	150	300
吸口 Suction (mm)	100	350
排出口 Outlet (mm)	150	450
A (mm)	1067	2641
B (mm)	914	2400
C (mm)	152	241
D (mm)	178	324
重量 Weight (kg)	63	590

↓ Notes: 1. Material: Body & Diffuser--Bronze; Nozzle—Monel; 2. Flanges: 150 LB ANSI

B16.24.



Code: 145010

☼ 供应商: 3306

☼ Supplier: 3306

污水泵 Bilgemate Pumps

Pumping Bilges, Ballast, Pumping Liquid and Semi-solid Cargo

型号 Type	入口 Inlet (mm)	吸口 Suction (mm)	排出口 Outlet (mm)	吸量 (m³/h) Suction Capacity	外形尺寸 Dimension (mm)				重量 Weight (kg)
					A	B	C	T	
925-2"	32	51	51	20	403	130	86	28	24
925-3"L	38	63	76	34	533	130	83	38	35
964-4"	63	100	100	57	597	149	111	63	41
974-4"	76	100	100	80	686	133	178	63	48
975-5"	76	100	127	102	813	133	178	63	50
976-6"	100	150	150	136	930	191	191	76	80
978-8"	127	150	200	180	1194	197	127	89	160

↓ Notes: 1. Material: Body & Diffuser—Bronze; Nozzle—Monel or Stainless Steel; 2. Flanges:

All Flanges 150 LB ANSI B16.24, Flat Face, or 250#/300# DIN, JIS, METRIC.