

Code: 170020


☼ 供应商: 2163

☼ Supplier: 2163

液压锚机 Hydraulic Anchor Windlass


型号 Type	链径 Chain Dia. (mm)	工作负载 Working Load(kN)	支持负载 Supporting Load(kN)	电机功率 Motor Power (kW)
YM22/24	22/24	20.5/24.5	149	7.5
YM26/28	26/28	28.7/33.3	202	11/15
YM30/32/34	30/32/34	38/43.5/49	295	15/18.5/18.5
YM36/38	36/38	55.1/61.4	365	18.5/22
YM40/42/44	40/42/44	68/75/82	486	30
YM46/48/50	46/48/50	90/98/106	617	37
YM52/54/56	52/54/56	115/124/133.3	764	45
YM58/60	58/60	143/153	870	45
YM62/64	62/64	163/174	982	55

⚓ Notes: 1. Weighing Speed ≥ 9 m/min; 2. Certificate CCS.



液压锚机 Hydraulic Anchor Windlass

链径 Chain Dia.(mm)	12.5 ~ 95
起锚速度 Speed (m/min)	>9
额定工作负载 Rated Working Load (kN)(AM2)	6.6 ~ 428.7
过载拉力 Overload Pull (kN)	9.9 ~ 643.1
支持负载 Supporting Load (kN)	41 ~ 2898




Code:170018

☸ 供应商: 3190

☸ Supplier: 3190

液压锚机 Hydraulic Windlass

链径 Chain Dia.(mm)	工作负载 Working Load(kN)	支持负载 Supportingt Load(kN)	起锚速度 Speed(r/min)	系缆负载 Mooring Load(kN)
14/15/16/17.5	11.8	57	>9	5
19/20.5/22	18.2	126	>9	10
24/25/26	28.7	175	>9	20
28/30	38.3	231	>9	30
25/28	33.3	202	>9	20
32/34/36	55	329	>9	30
12.5/14/16/17.5	13	81	>9	8
19/20.5/22/24	24.5	149	>9	10




Code: I70022

☼ 供应商: 3495

☼ Supplier: 3495

液压组合锚机 Hydraulic Anchor Windlass and Mooring Winch

名称 Name	锚链直径 Chain Dia (mm)	工作负载 Working Load(kN)	起锚速度 Working Speed(m/min)	绞车拉 力Winch Pull (kN)	绞车速度 Winch Speed (m/min)	卷筒容 绳量Drum Capacity(m)	电机功率 Motor Power(kW)
φ 24/26	24/26	24.5/28.7	≥9	20	≥12	φ 28 × 120	11
φ 28/30	28/30	33.3/38.3	≥9	25	≥12	φ 32 × 150	15
φ 62/64	62/64	163.4/174.1	≥9	80	≥15	φ 60 × 200	55
φ 70/73	70/73	208.3/226.5	≥9	120	≥15	φ 80 × 200	75
φ 81/84	81/84	311.7/335.2	≥9	140	≥15	φ 36 × 200	110
φ 97/100	97/100	446.9/475.0	≥9	250	≥15	φ 42 × 200	150



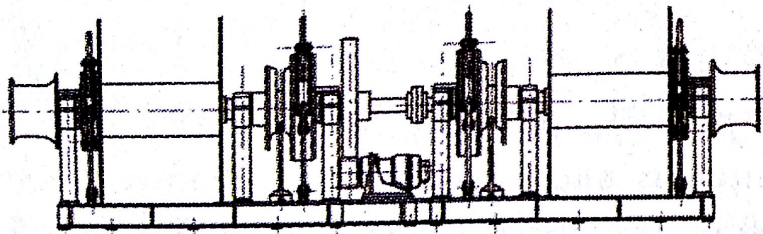
链径Chain Dia.(mm)	Φ12.5 ~ 120
工作负载Working Load AM2/AM(kN)	6.6 ~ 684
起锚速度Hoisting Speed(m/min)	≥9
系缆负载Pay-In Loading(kN)	3 ~ 410
系缆速度Pay-In Speed(m/min)	≥15
电机功率Motor Power(kW)	2.2 ~ 200

Code:170076


☼ 供应商: 2635

☼ Supplier: 2635

液压组合锚机 Hydraulic Combined Windless



锚径 Chain Dia. (mm)	φ 12.5 ~ φ 120
工作负载 AM2/AM3 Working Load(kN)	6.6 ~ 684.0
起锚速度 Working Speed(m/min)	≥9
系缆负载Mooring Load(kN)	3 ~ 410
系缆速度Mooring Speed(m/min)	≥15
电机功率Motor Power(kW)	2.2 ~ 220



Code: 170009

☼ 供应商: 2371

☼ Supplier: 2371

单侧式液压起锚机 Single Type Hydraulic Windlass

型号 Type	链径 Chain Dia.(mm)	工作负载 Working Load(kN)		支持负载 Supporting Load(kN)	
		AM2	AM3	AM2	AM3
YMB-17.5	17.5	13	14.6	80	115
YMB-19	19	15.3	17.2	95	135
YMB-20	20	17.9	20.0	110	157
YMB-22	22	20.6	23.0	126	180
YMB-24	24	24.5	27.4	149	214
YMB-26	26	28.7	32.1	175	250
YMB-28	28	33.3	37.2	202	289
YMB-30	30	38.3	42.8	231	330
YMB-32	32	43.5	48.6	261	374
YMB-34	34	49.1	54.9	294	421
YMB-36	36	55.1	61.6	329	470
YMB-38	38	61.4	68.9	365	522
YMB-40	40	68.0	76.0	402	576
YMB-42	42	75.0	83.8	442	632
YMB-44	44	82.3	92.0	483	691
YMB-46	46	89.9	100.5	526	753
YMB-48	48	97.9	109.4	570	816
YMB-50	50	106.3	118.8	617	882

⚓ Notes: 1. Nominal Speed: 9m/min; 2. Certificate ABS, BV, CCS, DNV, GL, KR, LR, NK.